UNIT 5

MATHS 27TH MARCH

FLUENCY:

HALF OF 28

QUARTER OF 100

HALF OF 246

QUARTER OF 88

3/4 OF 100

UNIT 5: MULTIPLYING BY 6,7, 8 AND 9

LET'S LEARN...

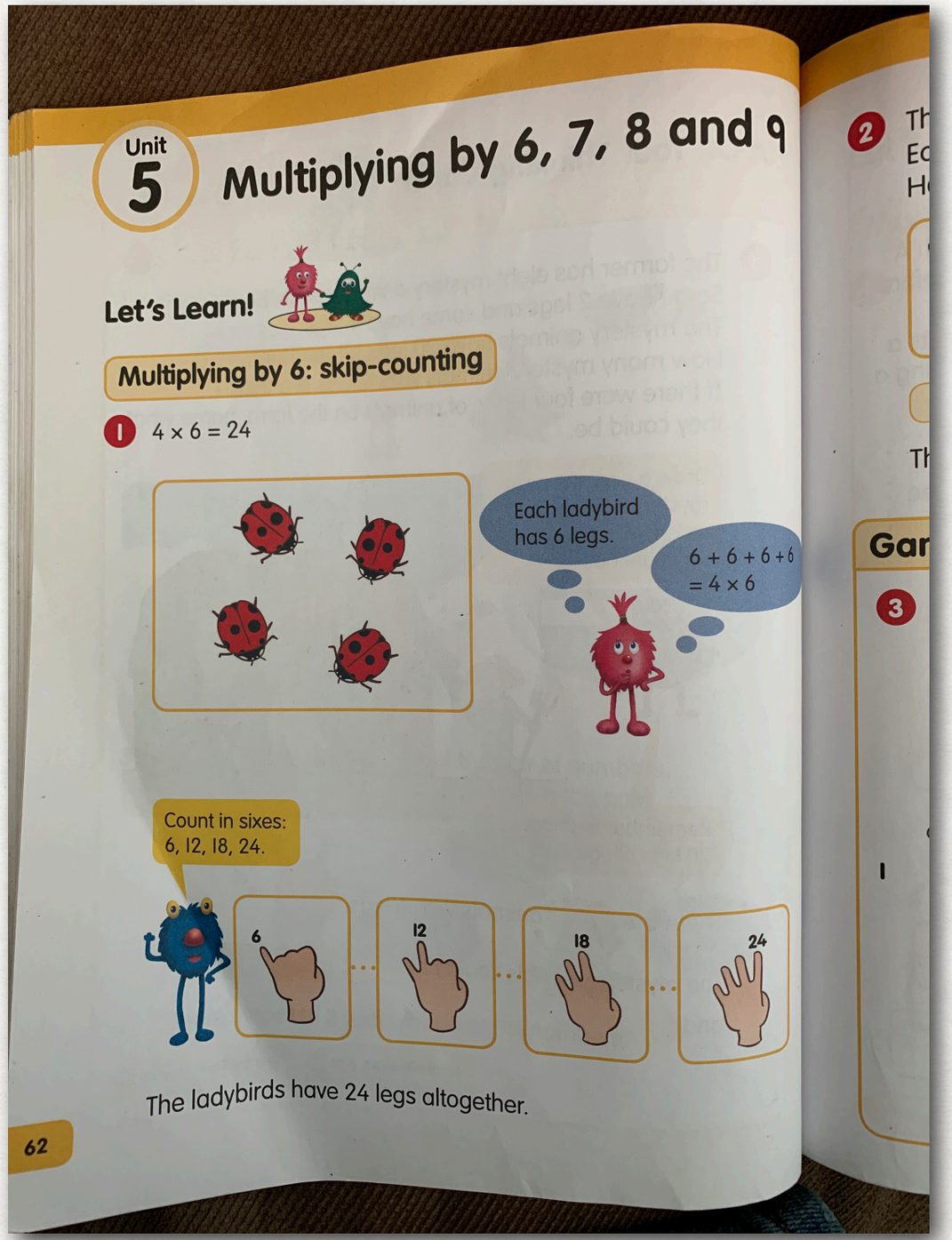

Unit 5 Multiplying by 6, 7, 8 and 9

Let's Learn!

Multiplying by 6: skip-counting

1 $4 \times 6 = 24$

Each ladybird has 6 legs.

$6 + 6 + 6 + 6 = 4 \times 6$

Count in sixes: 6, 12, 18, 24.

6 12 18 24

The ladybirds have 24 legs altogether.

62

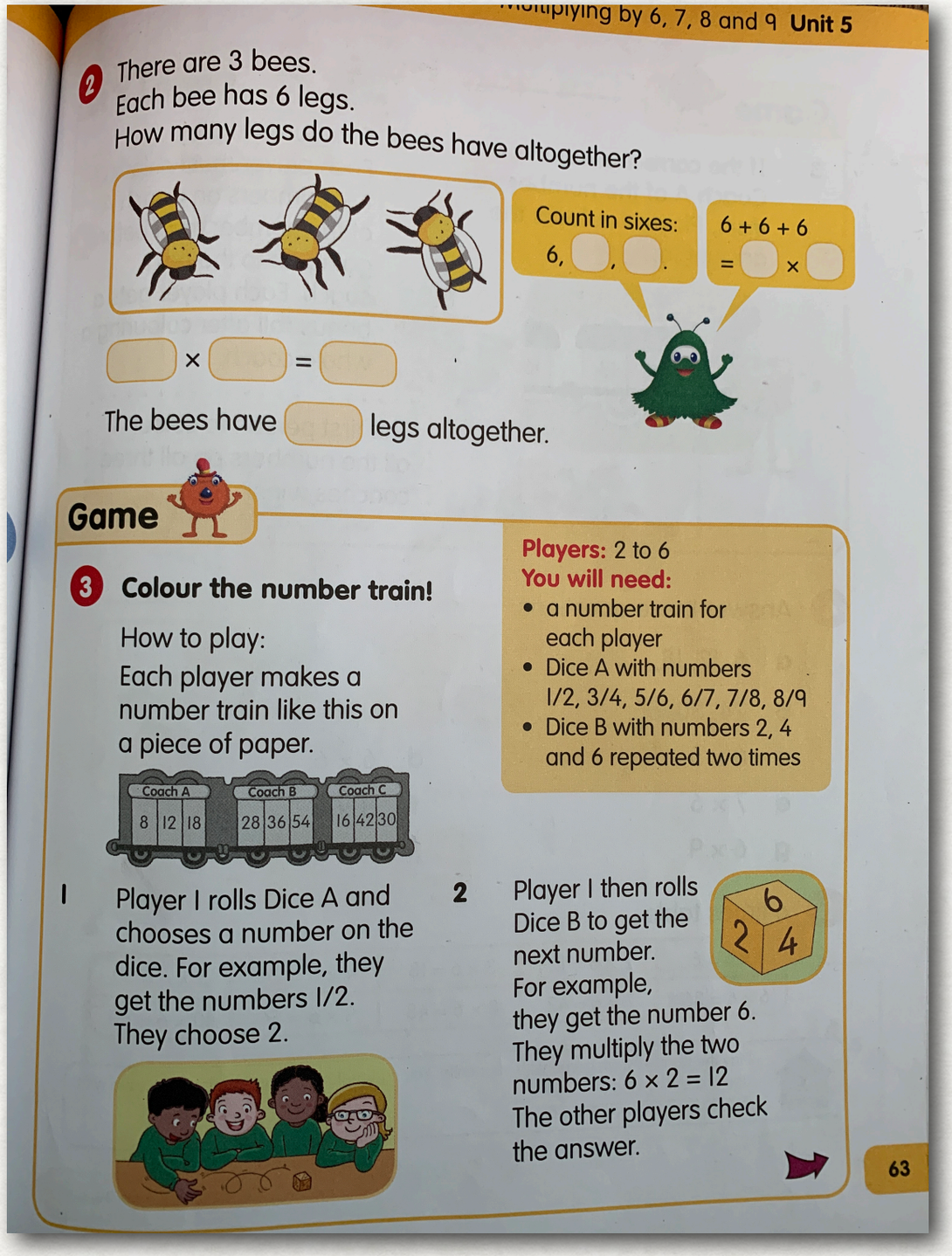

Multiplying by 6, 7, 8 and 9 Unit 5

2 There are 3 bees.
Each bee has 6 legs.
How many legs do the bees have altogether?

Count in sixes: 6, ☐, ☐.

$6 + 6 + 6 = \square \times \square$

☐ × ☐ = ☐

The bees have ☐ legs altogether.

Game

3 Colour the number train!

How to play:
Each player makes a number train like this on a piece of paper.

Coach A: 8 12 18 | Coach B: 28 36 54 | Coach C: 16 42 30

Players: 2 to 6
You will need:
- a number train for each player
- Dice A with numbers 1/2, 3/4, 5/6, 6/7, 7/8, 8/9
- Dice B with numbers 2, 4 and 6 repeated two times

1 Player 1 rolls Dice A and chooses a number on the dice. For example, they get the numbers 1/2. They choose 2.

2 Player 1 then rolls Dice B to get the next number. For example, they get the number 6. They multiply the two numbers: $6 \times 2 = 12$ The other players check the answer.

63

PLEASE CREATE A SPINNER LIKE THIS ONE INSTEAD OF THE DICE SUGGESTED FOR THE GAME IN PREVIOUS SLIDE…

Calculation **Clinic**

Number Generator **Spinner**

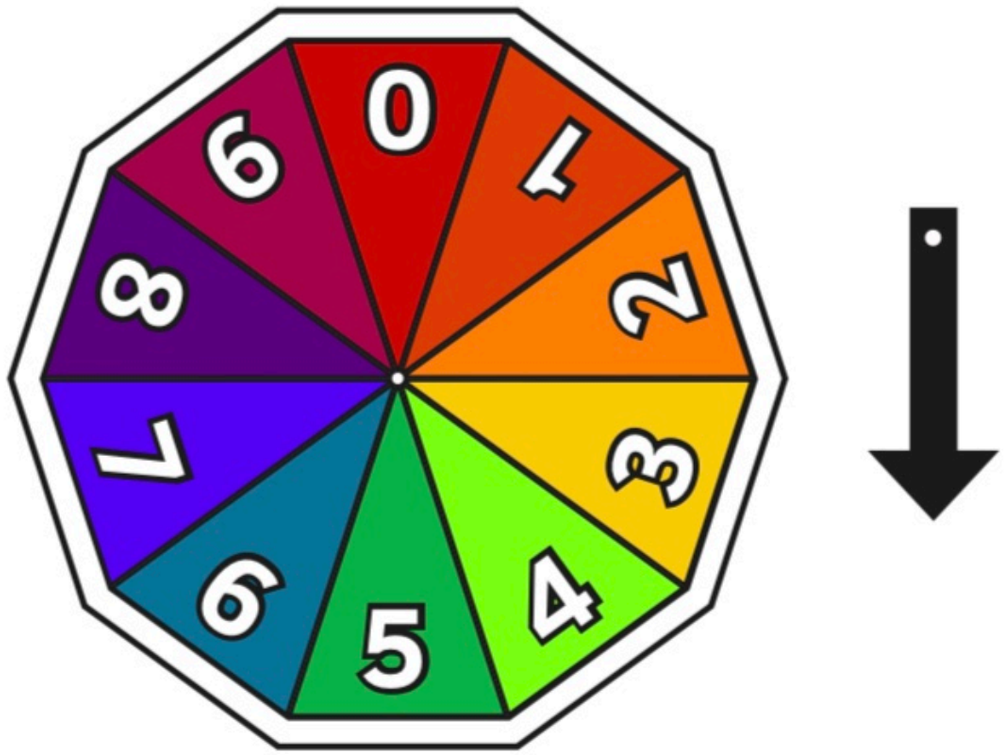

Three ways to use this spinner:

1. Use the arrow provided. Stick a pin through the white dot on the arrow then attach to the white dot on the number wheel. Spin the arrow to generate a number.
2. Use a paperclip as a spinner, held in place by the tip of your pencil placed on the white dot on the number wheel. Spin the paperclip to generate a number.
3. Push a cocktail stick or kebab skewer through the centre of number wheel to make a spining top. Spin and see which number the spinner lands on.

6 TIMES TABLE SONG:

HTTPS://M.YOUTUBE.COM/WATCH?RELOAD=9&V=XPBC-1A7LMO